



ONE40

*Celebrating 140 years
of produce broking...*

FORBES & WALKER TEA BROKERS PVT LTD

WEEKLY TEA MARKET REPORT

SALE NO

41

**21ST/22ND
OCTOBER 2025**



Overall Market

	QTY (M/KGS)	DEMAND
Ex Estate	0.75	Irregular
High & Medium	0.68	Fair
Leafy	0.74	Fair
Semi Leafy	0.66	Fair
Tippy/Small Leaf	0.87	Fair
Premium Flowery	0.05	Fair
Off Grade	1.18	Irregular
Dust	0.50	Less
Total	5.44	Fair general

ORDER OF SALE

SALE NO : 41

21ST/22ND OCTOBER 2025

EX-ESTATE

Mercantile Produce Brokers (Pvt) Ltd

John Keells PLC

Asia Siyaka Commodities PLC

Forbes & Walker Tea Brokers (Pvt) Ltd

Eastern Brokers Ltd

BPML Produce Marketing (Pvt) Ltd

Lanka Commodity Brokers Ltd

Ceylon Tea Brokers PLC

LG LARGE LEAF LG SMALL LEAF/BOP1A/ PREMIUM

John Keells PLC

Ceylon Tea Brokers PLC

Eastern Brokers Ltd

BPML Produce Marketing (Pvt) Ltd

Forbes & Walker Tea Brokers (Pvt) Ltd

Mercantile Produce Brokers (Pvt) Ltd

Lanka Commodity Brokers Ltd

Asia Siyaka Commodities PLC

HIGH & MEDIUM/OFF GRADE /DUST

BPML Produce Marketing (Pvt) Ltd

Lanka Commodity Brokers Ltd

Ceylon Tea Brokers PLC

Eastern Brokers Ltd

John Keells PLC

Asia Siyaka Commodities PLC

Mercantile Produce Brokers (Pvt) Ltd

Forbes & Walker Tea Brokers (Pvt) Ltd

AUCTION DETAILS

AT THIS WEEK'S SALE 11,019 LOTS TOTALLING 5,440,998 KGS WERE ON OFFER. THE BREAKDOWN IS AS FOLLOWS:

	LOTS	QUANTITY
Ex Estate	777	755,484
Main Sale - High & Medium	1,579	677,041
Low Grown - Leafy	1,946	741,964
Low Grown - Semi Leafy	1,576	659,537
Low Grown - Tippy	1,892	868,791
Premium Flowery	409	54,171
Off Grades	2,283	1,182,437
Dust	557	501,573
Total	11,019	5,440,998
Re - Prints	932	413,504

SETTLEMENT DATES

24/10/2025 28/10/2025 29/10/2025

10% Payment

Buyers Prompt

Sellers Prompt

Quality

Overall, similar to last.

COMMENTS

Total Auction offerings remained around last and totalled 5.4 M/Kgs, of which Ex-Estate offerings comprised of 0.75 M/Kgs. There was fair demand.

In the Ex-Estate catalogue, Best Western BOP's - A few select invoices were firm and up to Rs. 20 per kg dearer, whilst the others were irregular mostly following quality. Corresponding BOPF's too had a few select invoices which were firm and dearer, whilst the others declined by Rs. 20-40 per kg. In the Below Best category, a few select BOP invoices appreciated by Rs. 20 per kg, whilst the others were irregular and lower by a similar margin. Corresponding BOPF's - Teas in the higher price bracket were barely steady, whilst the others declined by Rs. 20 per kg and more. At the lower end, BOP's mostly declined by up to Rs. 20 per kg, whilst the corresponding BOPF's were generally firm. Nuwara Eliyas' continued sluggish with many unsold teas. Uda Pussellawa BOP's declined by Rs. 50 per kg and more, whilst the corresponding BOPF's were firm and Rs. 20 per kg dearer. Uva BOP's declined by up to Rs. 50 per kg, whilst the corresponding BOPF's sold around last.

High & Mid Grown CTC teas - BP1's had hardly any offerings. PF1's - Better sorts sold around last, whilst the others were irregular and Rs. 20-40 per kg easier. Corresponding Low Grown types continued to sell well.

Less activity from shippers to the UK and the continent. Improved though selective interest from shippers to South Africa, whilst shippers to Japan and China continued to maintain market activity. Shippers to the CIS and Middle East bid on a wider cross-section of the teas.

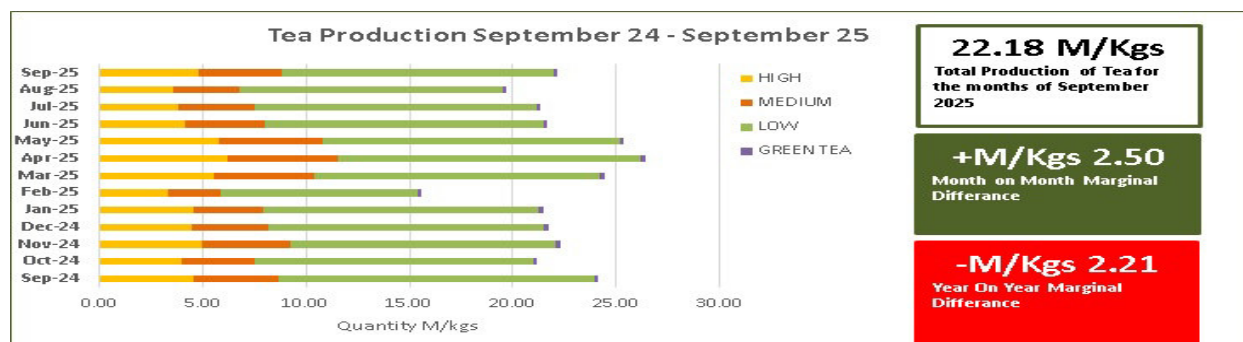
Low Grown's totalled approximately 2.3 M/Kgs with fair demand witnessed in the Leafy, Semi-Leafy, Tippy and Premium categories.

In the Leafy and Semi-Leafy catalogues, well-made BOP1's were firm, whilst the cleaner Below Best appreciated. Balance sold around last levels. Select Best and Best OP1's together with the cleaner Below Best were firm to dearer, whilst the balance were irregular. Well-made OP's together with the cleaner Below Best sold around last levels, whilst the balance were irregular. A few select Best OPA's appreciated on special inquiry, whilst the balance maintained. Select Best and Best PEK's declined, whilst the Below Best together with teas at the lower end sold around last levels. High-priced PEK1's were firm to marginally easier, whilst the Best appreciated. Balance, in general, were easier.

In the Tippy catalogue, Select Best and Best FBOP's were firm. However, the cleaner Below Best were firm to selectively dearer, whilst the balance sold around last levels. Well-made FF1's together with the cleaner Below Best maintained at last levels, whilst the balance together with teas at the lower end were irregular following quality.

In the Premium catalogue, Very Tippy teas met with good demand and were dearer, whilst the Best too followed a similar trend. Balance were firm on last levels. However, the leafier types were irregular.

NATIONAL TEA PRODUCTION



- Production for the month of September 2025 was recorded at 22.18 M/Kgs (↓ 2.21 M/Kgs)
- All elevations except for the High Grown elevation have recorded negative variances against the corresponding month in 2024
- On a cumulative basis, all elevations except for the Low Grown elevation recorded gains vis-à-vis January-September 2024
- Cumulative quantity produced stands at 199.09 M/Kgs (↑ 2.22 M/Kgs)

SEPTEMBER 2025/2024/2023

* Sri Lanka Tea Production for the month of September 2025 totalled 22.18 M/Kgs, witnessing a decline of 2.21 M/Kgs vis-à-vis 24.39 M/Kgs of September 2024. High Grown witnessed an increase, whilst the Mid Grown and Low Grown witnessed a decline in comparison with the corresponding month of 2024.

* Compared to 18.90 M/Kgs of September 2023, the corresponding month in the year 2025 shows an increase of 3.28 M/Kgs (Refer table below).

ELEVATION	TOTAL		(2025-2024)		TOTAL	(2025-2023)	
	2025	2024	Variance (M/Kg)	%	2023	Variance (M/Kg)	%
HIGH	4,848,684	4,653,167	0.20	4.20%	4,157,024	0.69	16.64%
MEDIUM	4,035,664	4,054,158	-0.02	-0.46%	2,975,678	1.06	35.62%
LOW	13,103,504	15,490,370	-2.39	-15.41%	11,567,172	1.54	13.28%
GREEN TEA	188,406	189,780	0.00	-0.72%	203,571	-0.02	-7.45%
TOTAL	22,176,258	24,387,475	-2.21	-9.07%	18,903,445	3.28	17.31%

JANUARY-SEPTEMBER 2025/2024/2023

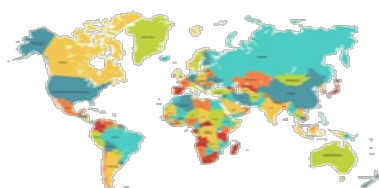
* January-September 2025 cumulative production totalled 199.09 M/Kgs, recording an increase of 2.22 M/Kgs vis-à-vis 196.87 M/Kgs of January-September 2024. All elevations except for the Low Grown elevation recorded increases in comparison with the corresponding period of 2024.

* Compared to 193.49 M/Kgs of January-September 2023, cumulative production of 2025 shows an increase of 5.60 M/Kgs. On a cumulative basis, all elevations except for the High Grown elevation shown positive variances when compared with the same period in the year 2023 (Refer table below).

ELEVATION	TOTAL		(2025-2024)		TOTAL	(2025-2023)	
	2025	2024	Variance (M/Kg)	%	2023	Variance (M/Kg)	%
HIGH	42,132,267	40,910,452	1.22	2.99%	44,271,338	-2.14	-4.83%
MEDIUM	36,049,056	34,961,404	1.09	3.11%	31,207,342	4.84	15.51%
LOW	119,142,594	119,312,054	-0.17	-0.14%	116,309,849	2.83	2.44%
GREEN TEA	1,767,817	1,687,978	0.08	4.73%	1,706,188	0.06	3.61%
TOTAL	199,091,734	196,871,888	2.22	1.13%	193,494,717	5.60	2.89%

(Refer statistical details on Page No. 14)

NATIONAL TEA EXPORTS



Key Highlights:

- * Ceylon Tea Exports for the month was recorded at 23.78 M/Kgs - (Increase of 3.98 M/Kgs YoY)
- * Cumulative Exports totalled 198.33 M/Kgs (Increase of 15.97 M/Kgs YoY) in comparison with January-September 2024 total of 182.36 M/Kgs
- * F.O.B Value for the month was recorded at Rs. 1,741.45 (USD 5.76), recording a decline of Rs. 39.02 (USD 0.15) against the corresponding period of 2024
- * Cumulative FOB Value declined by Rs. 18.60 in comparison with the corresponding period of 2024, whilst the to-date USD earnings continued to show an overall improvement in all categories except for Packeted Tea
- * Iraq continues to maintain top position amongst leading importer countries of Ceylon Tea for the year

September 2025/2024

* Tea Exports for the month of September 2025 totalled 23.78M/Kgs, showing an increase of 3.98 M/Kgs vis-à-vis 19.80 M/Kgs of September 2024. All categories record positive variances in comparison with the corresponding period of previous year.

* FOB value in September 2025 was recorded at Rs. 1,741.45, a decrease of Rs. 39.02 YoY compared to Rs. 1,780.47 of September 2024 and a decline of USD 0.15 in USD terms too was recorded in comparison with the corresponding period in the year 2024 (Refer table below).

	Quantity		Variance	Approx. FOB per kg Rs			Approx. FOB per kg USD		
	2025	2024		2025	2024	Variance	2025	2024	Variance
Tea In Bulk	10,036,859	8,376,528	1,660,331	1,468.50	1,510.90	-42.40	4.86	5.02	-0.16
Tea Packets	10,569,015	8,735,945	1,833,069	1,612.87	1,684.45	-71.59	5.34	5.59	-0.26
Tea Bags	2,413,239	2,037,517	375,721	2,796.68	2,812.82	-16.13	9.25	9.34	-0.09
Instant	296,647	199,903	96,744	3,522.44	3,060.95	461.48	11.66	10.16	1.49
Green Tea	460,270	445,960	14,310	3,965.56	3,434.20	531.37	13.12	11.40	1.72
Grand Total	23,776,029	19,795,853	3,980,175	1,741.45	1,780.47	-39.02	5.76	5.91	-0.15

Source - Sri Lanka Customs / Central Bank of Sri Lanka Exchange Rates

JANUARY-SEPTEMBER 2025/2024/2023

* January-September 2025 cumulative exports totalled 198.33 M/Kgs, recording a positive variance of 15.97 M/Kgs vis-à-vis 182.36 M/Kgs of January-September 2024. All segments, except for Bulk Tea have recorded positive variances against the same period of the previous year.

* FOB value for the period stood at Rs. 1,754.46, a decrease of Rs. 18.60 (increase of USD 0.06) vis-à-vis Rs. 1,773.06 of January-September 2024.

* Bulk and Packeted Tea recorded negative variances, whilst Tea Bags, Instant and Green Tea categories recorded gains in LKR terms in FOB value and gains were recorded in USD terms in all categories except for Tea Packets when compared to the corresponding period in 2024 (Refer table below).

	Quantity		Variance	Approx. FOB per kg Rs			Approx. FOB per kg USD		
	2025	2024		2025	2024	Variance	2025	2024	Variance
Tea In Bulk	82,932,991	84,163,043	-1,230,053	1,494.44	1,521.24	-26.80	5.00	4.98	0.01
Tea Packets	89,446,439	74,113,205	15,333,234	1,622.64	1,676.85	-54.22	5.43	5.49	(0.07)
Tea Bags	19,666,898	18,639,874	1,027,024	2,786.73	2,755.05	31.68	9.32	9.02	0.29
Instant	2,540,704	2,028,724	511,980	3,646.05	3,166.82	479.23	12.19	10.37	1.82
Green Tea	3,739,730	3,412,072	327,657	3,959.64	3,880.87	78.77	13.24	12.71	0.53
Grand Total	198,326,762	182,356,919	15,969,843	1,754.46	1,773.06	-18.60	5.87	5.81	0.06

Source - Sri Lanka Customs / Central Bank of Sri Lanka Exchange Rates

Iraq ranks at No. 1 amongst major importers of Ceylon Tea with a total of 30.07 M/Kgs, an increase of 24% YoY in January-September 2025 against previous year's 21.16 M/Kgs. Russia ranked in 2nd Place with 16.69 M/Kgs, despite a decline of 10% in comparison with previous year, whilst Libya at 3rd Place recorded 15.94 M/Kgs, an improvement of 154% ahead of Türkiye at 4th place who have witnessed a 14% increase YoY with 15.26 M/Kgs vis-à-vis 13.40 M/Kgs recorded in 2024. U.A.E with 14.27 M/Kgs (18% decline YoY) followed by Iran have recorded 9.0 M/Kgs (11% Increase YoY) surpassing Chile at 8.50 M/Kgs. China has secured 8th place with 7.92 M/Kgs followed by Azerbaijan and Saudi Arabia at 6.73 and 6.49M/Kgs respectively.

(Refer statistical details on Page Nos. 15 and 16).

CROP AND WEATHER

FOR THE PERIOD 14 - 21 October 2025

Western/Nuwara Eliya Regions



Rain was reported in the Western and Nuwara Eliya regions throughout the week. According to the Department of Meteorology, showers are expected in both regions in the week ahead.

Uva/Udapussellawa Regions



The Uva and Uda Pussellawa regions reported rain throughout the week. Heavy showers are expected in both regions in the week ahead according to the Department of Meteorology.

Low Grown



The Low Grown Region reported morning showers and bright evenings throughout the week. Intermittent showers are expected in the Low Grown Region in the week ahead according to the Department of Meteorology.

Crop

The Western and Nuwara Eliya regions maintained the crop intake, whilst the Uva, Uda Pussellawa and Low Grown regions reported a slight increase.

HIGH GROWN TEAS

■ Incline from last week
■ Decline from last week
■ Static Market

BOP

Best Western's - A few select invoices were firm and up to Rs. 20 per kg dearer, whilst the others were irregular mostly following quality. In the Below Best category, a few select invoices appreciated by Rs. 20 per kg, whilst the others were irregular and easier by a similar margin and more. At the lower end, a few select coloury sorts sold around last, whilst the others declined by Rs. 50 per kg and more. Nuwara Eliya's were barely steady. Uda Pussellawa's declined by Rs. 50 per kg and more. Uva's eased by up to Rs. 50 per kg.

BOPF

Best Western's - A few select invoices were firm to marginally dearer, whilst the others declined by Rs. 20-40 per kg. In the Below Best category, teas in the higher price bracket were barely steady, whilst the others often declined by Rs. 20 per kg and more for select invoices. Teas at the lower end of the market were generally firm. Nuwara Eliya's were mostly unsold. Uda Pussellawa's were firm and Rs. 20 per kg dearer. Uva's sold around last week's levels.

OP/OPA

Well-made varieties were easier by Rs. 20-40 per kg, whilst the Below Best types declined by Rs. 30-50 per kg. Poorer sorts were difficult of sale and eased by Rs. 60-80 per kg.

PEKOE/PEKOE1

Flavoury PEK/PEK1's were difficult of sale, whilst the Orthodox Leafy Best PEK's were easier by Rs. 40-60 per kg. Below Best and others were irregularly lower by Rs. 30-50 per kg. Best PEK1's were firm to dearer by Rs. 30-50 per kg, whilst the Below Best varieties appreciated by Rs. 50-70 per kg and more at times. A few Select Best Rotovane PEK's sold at last following special inquiry, whilst the others were irregularly lower. Below Best varieties declined by Rs. 40 per kg and more at times, whilst the poorer sorts were barely steady.

FBOP/FBOPF1

Flavoury FBOP/FBOPF1's declined by Rs. 30-60 per kg. Better Orthodox FBOP/FBOPF1's were firm to easier by Rs. 20-40 per kg, whilst the others and teas at the lower end appreciated by Rs. 40-60 per kg and more at times.

QUOTATIONS LKR SALE DTE	BOP		BOPF		PEKOE/FBOP		OP	
	14/15 Oct	21/22 Oct	14/15 Oct	21/22 Oct	14/15 Oct	21/22 Oct	14/15 Oct	21/22 Oct
Best Westerns	1300-1460	1340 - 1550	1300-1440	1340 - 1420	1240-1550	1280 - 1600	1140-1300	1160 - 1280
Below Best Westerns	1100-1240	1220 - 1300	1160-1280	1200 - 1320	1060-1220	1120 - 1260	1040	1000 - 1140
Plainer Westerns	980-1080	980 - 1200	1080-1140	1100 - 1160	790-1000	900 - 1100	920	960 - 980
Nuwara Eliyas	N/A	N/A	N/A	1000 - 1200	880-1100	1200 -	N/A	N/A
Brighter Udapussellawas	N/A	1000 - 1040	1160-1180	1140 - 1180	1100-1300	1120 - 1380	1000-1160	1000 - 1080
Other Udapussellawas	980-1020	N/A	1080-1140	1080 -	940	850 - 1100	980	710 - 980
Best Uvas	1200-1220	1240 - 1280	1200-1260	1160 - 1240	1240-1460	1300 - 1600	1060-1260	1080 - 1200
Other Uvas	N/A	1180 - 1220	1020-1160	850 - 860	880-1200	820 - 1280	940-1040	940 - 1040

MEDIUM GROWN TEAS

■ Incline from last week
■ Decline from last week
■ Static Market

BOP Generally, sold around last week's levels.

BOPF Generally, sold around last week's levels.

OP/OPA Well-made teas were easier by Rs. 30-50 per kg, whilst the Below Best types declined by Rs. 20-40 per kg. Teas at the lower end declined by Rs. 50-80 per kg.

PEKOE/PEKOE1 Select Best PEK1's were firm to dearer by Rs. 20-40 per kg. PEK's were easier by Rs. 30-50 per kg. Best PEK's were lower by Rs. 40-60 per kg. PEK1's were firm to easier by Rs. 20-40 per kg, whilst the Below Best and other PEK1's eased by Rs. 30-50 per kg and more at times.

FBOP/FBOPF1 Select Best FBOP/FBOPF1's were firm to dearer by Rs. 30-50 per kg, whilst the Below Best varieties appreciated by Rs. 40-60 per kg. Others were lower by Rs. 30-50 per kg, whilst teas at the lower end were easier by Rs. 20-40 per kg.

QUOTATIONS LKR SALE DTE	BOP		BOPF		PEKOE/FBOP		OP	
	14/15 Oct	21/22 Oct	14/15 Oct	21/22 Oct	14/15 Oct	21/22 Oct	14/15 Oct	21/22 Oct
Good Mediums	1380-1800	1360 - 2050	1200-1220	1180 - 1260	1300-1800	1360 - 1900	1080-1300	1060 - 1260
Other Mediums	800-1240	900 - 1120	800-1180	810 - 1160	760-1280	810 - 1340	740-1060	760 - 1040

UNORTHODOX / CTC TEAS

HIGH GROWN BP1s - Hardly any offerings. PF1s - Few select invoices sold around last, whilst the others were Rs. 20-40 per kg easier.

MEDIUM GROWN BP1s - Irregular and hardly any offerings. PF1s - Better sorts, where quality was maintained, were firm, whilst the others declined by Rs. 20-40 per kg. Poorer sorts were irregular.

LOW GROWN BP1s - Select invoices sold well, whilst the others were irregular and easier. PF1s - Firm and up to Rs. 20 per kg easier in most instances.

QUOTATIONS LKR SALE DTE	BP1		PF1	
	14/15 Oct	21/22 Oct	14/15 Oct	21/22 Oct
High Grown	N/A	N/A	1040-1180	1100 - 1200
Medium Grown	N/A	N/A	1080-1220	1060 - 1180
Low Grown	1440	1320 - 1550	1140-1500	1120 - 1460

OFF GRADES

■	Incline from last week
■	Decline from last week
■	Static Market

FGS1/FGS

Tea's in the Best category were dearer by Rs. 10-30 per kg, whilst the improved Below Best varieties followed a similar trend. The balance were firm on last levels. Teas at the lower end of the market maintained. Low Grown - Best varieties were Rs. 10-20 per kg dearer, whilst the cleaner coloury Below Best sorts gained by Rs. 20 per kg and more following quality. The balance were firm to dearer by Rs. 10-30 per kg. CTC's - Clean leaf sorts were firm to Rs. 10-20 per kg dearer, whilst the balance declined by Rs. 20 per kg and more following quality.

BROKENS

Reducer varieties in the Best category together with the clean leaf sorts were firm to dearer by Rs. 10-30 per kg, whilst the balance declined sharply.

BOP1A

Main Grade reducer varieties in the Best category were firm to selectively dearer, whilst the Below Best varieties were firm to marginally easier. Poorer sorts in general were firm, whilst select invoices declined by Rs. 20-30 per kg.

QUOTATIONS LKR

SALE DTE	HIGH		MEDIUM		LOW	
	14/15 Oct	21/22 Oct	14/15 Oct	21/22 Oct	14/15 Oct	21/22 Oct
Better Fannings (Orthodox)	860-1260	870 - 1280	830-1050	840 - 1120	830-940	830 - - 980
Better Fannings (CTC)	750	N/A	880-900	880 -	860-1360	890 - 1300
Other Fannings (Orthodox)	600-850	660 - 840	620-820	570 - 820	600-820	500 - 820
Other Fannings (CTC)	670	N/A	640-790	550 - 750	600-790	570 - 760
Good Brokens	750-980	730 - 1240	770-1100	740 - 1220	780-1200	760 - 1160
Other Brokens	610-740	690 - 720	590-760	600 - 730	550-770	550 - - 740
Better BOP1As	780-1260	780 - 940	780-1100	780 - 1340	800-1420	800 - - 1600
Other BOP1As	700-770	700 - 770	670-760	650 - 760	640-760	680 - 760

DUSTS

DUST1

Teas in the Select Best category declined by Rs. 20-40 per kg, whilst teas in the Best category followed a similar trend. Below Best varieties declined by Rs. 40 per kg, whilst the poorer sorts remained firm. Low Grown teas declined by Rs. 20-40 per kg. High and Medium Grown CTC's were firm to easier by Rs. 20 per kg, whilst the Low Grown varieties remained firm.

DUST

Clean leaf secondaries declined by Rs. 20-40 per kg, whilst the poorer sorts remained firm. Low Grown varieties declined by Rs. 20-30 per kg.

QUOTATIONS LKR

SALE DTE	HIGH		MEDIUM		LOW	
	14/15 Oct	21/22 Oct	14/15 Oct	21/22 Oct	14/15 Oct	21/22 Oct
Better Primary Dust (Orthodox)	1260-1500	1200 - 1440	1050-1320	1080 - 1340	920-1000	920 - 1040
Better Primary Dust (CTC) P. Dust	1100-1140	1060 - 1140	1100-1140	1100 - 1160	1140-1420	1150 - 1400
Below Best Primary Dust (Orthodox)	1000-1240	980 - 1180	870-1040	860 - 1060	840-900	850 - 900
Other Primary Dust (CTC) P. Dust	1080-1100	760 - 1050	960-1080	830 - 1080	870-1100	900 - 1140
Other Primary Dust (Orthodox)	710-980	780 - 960	740-860	630 - 850	550-820	770 - 840
Better Secondary Dust	1050-1160	1040 - 1180	880-1000	900 - 1080	980-1120	950 - 1000
Other Secondary Dust	680-1020	660 - 1020	590-860	740 - 880	560-960	650 - 920

LOW GROWN TEAS

■ Incline from last week
■ Decline from last week
■ Static Market

FBOP/FBOP1	Select Best and Best FBOP's were firm, whilst the cleaner Below Best were firm to selectively dearer. Balance sold around last levels. Select Best FBOP1's appreciated, whilst the balance were firm.
BOP	Select Best BOP's were firm, whilst the balance were irregular.
BOP1	Well-made BOP1's were firm, whilst the cleaner Below Best appreciated. Balance sold around last levels.
OP1	Select Best and Best OP1's together with the cleaner Below Best were firm to dearer, whilst the balance were irregular.
OP	Well-made OP's together with the cleaner Below Best sold around last levels, whilst the balance were irregular.
OPA	Few select Best OPA's appreciated on special inquiry, whilst the balance were firm.
PEKOE	Select Best and Best PEK's declined, whilst the Below Best together with the teas at the lower end sold around last levels. High-priced PEK1's were firm to marginally easier, whilst the Best appreciated. Balance, in general, were easier.
BOPF	In general, were firm.
FBOPF/FBOPF1	Very Tippy teas met with good demand and were dearer, whilst the Best too followed a similar trend. Balance sold around last levels. However, the leafier types were irregular. Well-made FF1's together with the cleaner Below Best were firm, whilst the balance were irregular following quality.

QUOTATIONS LKR SALE DTE	SELECT BEST		BEST		BELOW BEST		OTHERS	
	14/15 Oct	21/22 Oct	14/15 Oct	21/22 Oct	14/15 Oct	21/22 Oct	14/15 Oct	21/22 Oct
FBOP 1	1650-1850	1700 - 1900	1400-1450	1450 - 1500	1200-1250	1200 - 1250	900-1000	900 - 1000
FBOP	1700-2300	1800 - 2400	1450-1500	1500 - 1550	1200-1250	1250 - 1300	900-950	900 - 950
BOP 1	2350-3000	2350 - 2950	1750-2250	1750 - 2250	1120-1480	1200 - 1480	900-1120	900 - 1180
BOP	1700-1800	1700 - 1800	1400-1450	1400 - 1450	1150-1200	1150 - 1200	900-1000	900 - 1000
BOPF	1400-1500	1400 - 1600	900-1000	900 - 1000	850-900	850 - 900	800-850	800 - 850
FBOPF (TIPPY)/FBOPF SP	4200-5200	4500 - 5500	3200-3800	3500 - 4200	2200-2400	2500 - 2800	1000-1100	1000 - 1100
FBOPF 1	1550-1650	1550 - 1700	1380-1450	1400 - 1450	1200-1250	1200 - 1250	900-950	900 - 950
FBOPF	1500-1600	1550 - 1650	1350-1400	1350 - 1400	1150-1200	1150 - 1200	900-950	900 - 950
OP 1	2550-3300	2600 - 3450	2400-2500	2400 - 2550	1400-2300	1400 - 2300	900-1340	900 - 1340
OP	1460-1600	1460 - 1700	1400-1440	1400 - 1440	1280-1380	1300 - 1380	900-1260	900 - 1280
OPA	1480-1800	1480 - 1950	1340-1460	1340 - 1460	1240-1320	1260 - 1320	900-1220	900 - 1240
PEKOE	1500-2450	1480 - 2300	1400-1500	1380 - 1460	1280-1400	1280 - 1360	900-1260	900 - 1260
PEK 1	1800-2500	1850 - 2400	1600-1750	1600 - 1800	1400-1550	1380 - 1550	1000-1400	1000 - 1360

TOP PRICE

WESTERN MEDIUM			
Hatale	BOP		2050
Uplands	BOPSp		1440
Craighead	BOPSp	@	1400
Vellai Oya	BOPF/BOPFSp	@	1260
Harangalla	BOPF/BOPFSp	@	1220
Craighead	BOPF/BOPFSp	@	1160
Ancoombra	BOPF/BOPFSp		1160
Dartry Valley	BOP1	@	1900
Craighead	FBOP/FBOP1	@	1900
Doombagastalawa	FBOP/FBOP1	@	1850
Imboolpittiya	FBOP/FBOP1	@	1850
Harangalla	FBOP/FBOP1	@	1800
Dartry Valley	FBOP/FBOP1	@	1800
Craighead	FBOPF/FBOPF1	@	1600
Dartry Valley	FBOPF/FBOPF1	@	1550
Harangalla	FBOPF/FBOPF1		1550
Ancoombra	FBOPF/FBOPF1		1550
Hatale	FBOPF/FBOPF1		1550
Doombagastalawa	FBOPF/FBOPF1	@	1500
Craighead	OP/OPA	@	1260
Menikdiwela Tea	OP/OPA	@	1240
Hansagiri Kothmale	OP/OPA		1240
Greenwood	OP1		1700
Craighead	OP1	@	1650
New Rothschild	PEK/PEK1		2050
Craighead	PEK/PEK1	@	1950
Dartry Valley	PEK/PEK1	@	1950
WESTERN HIGH			
Norwood	BOP	@	1550
Robgill	BOP	@	1440
Ingestre	BOP		1440
Inverness	BOP		1440
Mattakelle	BOPSp		1550
Wattegodde	BOPSp	@	1480
Bearwell	BOPSp	@	1420
Great Western	BOPF/BOPFSp	@	1420
Robgill	BOPF/BOPFSp	@	1420
Gouravilla	BOPF/BOPFSp	@	1400
Norwood	BOPF/BOPFSp	@	1400
Somerset	BOPF/BOPFSp	@	1360
Mattakelle	BOPF/BOPFSp		1360
Inverness	BOP1		1850
Torrington	BOP1	@	1200
Bogahawatte	FBOP/FBOP1		1600
Fairlawn	FBOPF/FBOPF1		1480
Cymru	OP/OPA		1280
Cymru	OP1		1480
Cymru	PEK/PEK1		1850
Torrington	PEK/PEK1	@	1750
NUWARA ELIYAS			
Lovers leap	BOPF/BOPFSp		1200
Kenmare	FBOP/FBOP1	@	1000

NUWARA ELIYAS			
Court Lodge	OP/OPA		1080
Court Lodge	PEK/PEK1		1200
UDAPUSSELLAWAS			
Mooloya	BOP		1040
Luckyland	BOPF/BOPFSp		1200
Kirklees	BOPF/BOPFSp		1200
Mooloya	BOPF/BOPFSp		1200
Maha Uva	BOP1	@	1300
Maha Uva	FBOP/FBOP1	@	1500
Maha Uva	FBOPF/FBOPF1	@	1360
Delmar	FBOPF/FBOPF1	@	1360
Maha Uva	OP/OPA	@	1240
Delmar	OP/OPA	@	1080
Maha Uva	OP1	@	1340
Maha Uva	PEK/PEK1	@	1650
Blairlomond	PEK/PEK1	@	1400
LOW GROWNS			
Aruna	BOP		2450
Andaradeniya Super	BOP		2450
Rajjuruwatta Super	BOPSp		2300
Kamarangapitiya	BOPSp	@	2100
Kings Bru	BOPF		1850
Rajjuruwatta Super	BOPFSp		2450
Sithaka	FBOP		2600
Wattahena	FBOP1		1900
New Kolonne Kithulgala	FBOP1	@	1850
Aruna	FBOP1		1850
Andaradeniya Super	FBOP1		1850
New Deniyaya	FBOP1	@	1800
Athukorala Group Super	FBOP1		1800
Rotumba	FBOP1		1800
Hedigalla	FBOPF		1900
Adams View	FBOPF1	@	1800
Lumbini	FBOPF1		1750
Sithaka	FBOPF1		1750
Pothotuwa	FBOPF1	@	1700
Makandura	FBOPF1		1700
Susantha	BOP1		2950
Green House	BOP1		2400
Adams View	BOP1	@	2350
Pothotuwa	OP1	@	3450
New Batuwangala	OP1		3100
Miriswatta	OP1		3100
Kolonna Super	OP1	@	3050
Miriswatta	OP		1700
Liyonta	OPA		1950
Lumbini	PEK		2300
New Batuwangala	PEK1		2400
Liyonta	PEK1		2400

UVA MEDIUM			
Aruna Passara	BOP		1340
Demodera 'S'	BOPSp		1260
Dickwella	BOPSp	@	1240
Dickwella	BOPF/BOPFSp		1600
Sarnia Plaiderie	BOP1		1750
Sarnia Plaiderie	FBOP/FBOP1		1700
Halpewatta Uva	FBOP/FBOP1	@	1500
Demodera 'S'	FBOP/FBOP1	@	1480
Demodera 'S'	FBOPF/FBOPF1	@	1500
Sarnia Plaiderie	FBOPF/FBOPF1		1500
Sarnia Plaiderie	OP/OPA	@	1320
Pettiagalla	OP1		1460
Dickwella	PEK/PEK1	@	1900
UVA HIGH			
Kelliebedde	BOP	@	1280
Nayabedde	BOP	@	1240
Craig	BOPSp		1360
Nayabedde	BOPF/BOPFSp		1260
Kelliebedde	BOPF/BOPFSp	@	1220
Pitaratmalie	BOPF/BOPFSp		1220
Bandaraeliya	BOPF/BOPFSp	@	1200
Uva Highlands	BOP1		1600
Gonamotawa	FBOP/FBOP1	@	1550
Uva Highlands	FBOP/FBOP1	@	1500
Ellathota Uva	FBOP/FBOP1		1500
Gonamotawa	FBOPF/FBOPF1	@	1420

UVA HIGH			
Needwood Super	OP/OPA		1200
Uva Highlands	OP1	@	1320
Craig	OP1		1320
Needwood Super	PEK/PEK1		1800
Craig	PEK/PEK1		1800
UNORTHODOX HIGH			
Dunsinane CTC	PF1		1200
UNORTHODOX MEDIUM			
Strathdon CTC	PF1	@	1180
Dartry CTC	PF1		1180
Donside CTC	BP1		740
UNORTHODOX LOW			
Kalubowitiyana CTC	PF1		1460
Ceciliyan CTC	BP1		1550
PREMIUM FLOWERY			
Greenwin Super	FBOPFSp		6000
Fortune	FBOPFExSp	@	5450
Galatara	FBOPFExSp1		4700
Kiruwanaganga	FBOPFExSp1	@	4000
DUSTS			
Mattakelle	DUST1		1440
Ceciliyan CTC	PD	@	1400
OFF GRADES			
Wattegodde	FGS/FGS1	@	1280
Hingalgoda CTC	PF		1300
Adams View	BM	@	1100
Lakshmi	BM		1080
Gunawardana	BM	@	1040
Kosgahadola Ella	BM	@	1020
Fairlawn	BP		1240
Chandrika Estate	BOP1A	@	1600

@ - SOLD BY FORBES & WALKER TEA BROKERS (PVT) LTD. ** - ALL TIME RECORD PRICE. * - EQUAL ALL TIME RECORD PRICE

QUANTITY SOLD

DURING THE PERIOD 09TH-15TH OCTOBER 2025	WEEKLY (KGS)		TODATE (KGS)	
	2025	2024	2025	2024
PRIVATE SALES	137,629	145,081	8,503,971	5,200,479
PUBLIC AUCTION	4,609,442	4,976,078	197,561,823	191,767,130
FORWARD CONTRACTS	31,360	66,710	1,979,429	1,965,886
DIRECT SALES	NIL	NIL	NIL	NIL
TOTAL	4,778,431	5,187,869	208,045,223	198,933,495
BMF EXCLUDED FROM PRIVATE SALE	NIL	7,178	1,531,101	1,778,776

(QUANTITY SOLD AND THE AVERAGE PRICE PER AUCTION)

	Quantity (M/kgs)			AVG Price (LKR)			Avg Price (USD)		
	2025	2024	2023	2025	2024	2023	2025	2024	2023
08TH OCTOBER 2025	4.48	5.16	4.02	1189.82	1215.51	1122.54	3.98	4.19	3.53
15TH OCTOBER 2025	4.61	4.98	3.84	1187.41	1219.80	1126.52	3.97	4.22	3.54

Source: Central Bank of Sri Lanka / Buying Rates

RATES OF EXCHANGE

SRI LANKA RUPEE APPROX PER UNIT OF CURRENCY

YEAR	2025	2024	2023
USD	299.22	288.91	318.27
STG.PD	399.56	376.26	387.28
EURO	346.91	313.10	334.39
YEN	1.97	1.93	2.12

Source: Central Bank of Sri Lanka / Buying Rates

PUBLIC AUCTION/GROSS SALES AVERAGE

SALE NO 40 14TH/ 15TH OCTOBER 2025	WEEKLY(LKR)			TODATE (LKR)			WEEKLY(USD)			TODATE(USD)		
	2025	2024	2023	2025	2024	2023	2025	2024	2023	2025	2024	2023
Uva High Grown	1053.47	1083.28	954.18	1042.06	1110.01	985.98	3.53	3.75	3.00	3.50	3.67	3.02
Western High Grown	1195.62	1194.13	1043.41	1112.47	1190.44	1128.55	4.00	4.13	3.28	3.74	3.93	3.45
CTC High Grown	1126.89	1100.58	921.73	1080.20	1098.30	1002.15	3.77	3.81	2.90	3.63	3.63	3.07
High Grown (Summary)	1157.86	1157.88	1017.00	1089.61	1164.23	1083.56	3.87	4.01	3.20	3.66	3.84	3.31
Uva Medium Grown	1067.88	1095.18	1016.38	1069.06	1138.09	1029.92	3.57	3.79	3.20	3.59	3.76	3.15
Western Medium Grown	1022.86	1025.18	924.35	1007.41	1062.51	993.39	3.42	3.55	2.91	3.39	3.51	3.04
CTC Medium Grown	967.97	950.93	862.63	942.61	972.34	919.43	3.24	3.29	2.71	3.17	3.21	2.81
Medium Grown (Summary)	1034.79	1048.76	952.79	1027.11	1087.75	1004.81	3.46	3.63	3.00	3.45	3.59	3.07
Orthodox Low Grown	1254.85	1307.04	1230.17	1263.60	1369.17	1285.17	4.20	4.52	3.87	4.25	4.52	3.93
CTC Low Grown	1028.76	968.23	963.85	979.25	996.22	968.82	3.44	3.35	3.03	3.29	3.29	2.96
Low Grown(Summary)	1241.09	1285.15	1211.45	1247.43	1345.58	1267.43	4.15	4.45	3.81	4.19	4.44	3.88
Total	1187.41	1219.80	1126.52	1177.57	1263.52	1184.24	3.97	4.22	3.54	3.96	4.17	3.62

Source: Oanda Exchange Rates

Source: MSL - Averages

SRI LANKA TEA PRODUCTION (M/KGS)

SEPTEMBER 2024-2025

Elevation	CTC		CHANGE 24/25		ORTHODOX		CHANGE 24/25		TOTAL		CHANGE 24/25	
	2025	2024	Actual	%	2025	2024	Actual	%	2025	2024	Actual	%
HIGH	424,424	457,601	-0.03	-7.25	4,424,260	4,195,566	0.23	5.45	4,848,684	4,653,167	0.20	4.20
MEDIUM	928,603	659,976	0.27	40.70	3,107,061	3,394,182	-0.29	-8.46	4,035,664	4,054,158	-0.02	-0.46
LOW	861,705	1,094,448	-0.23	-21.27	12,241,799	14,395,922	-2.15	-14.96	13,103,504	15,490,370	-2.39	-15.41
GREEN TEA	000	000	0.00	N/A	000	000	0.00	N/A	188,406	189,780	0.00	-0.72
T/B Adjustment	000	000	0.00	N/A	000	000	0.00	N/A	00	00	00	00
TOTAL	2,214,732	2,212,025	0.00	0.12	19,773,120	21,985,670	-2.21	-10.06	22,176,258	24,387,475	-2.21	-9.07

JANUARY - SEPTEMBER 2024-2025

Elevation	CTC		CHANGE 24/25		ORTHODOX		CHANGE 24/25		TOTAL		CHANGE 24/25	
	2025	2024	Actual	%	2025	2024	Actual	%	2025	2024	Actual	%
HIGH	3,841,331	3,800,799	0.04	1.07	38,290,936	37,109,653	1.18	3.18	42,132,267	40,910,452	1.22	2.99
MEDIUM	6,674,980	5,703,604	0.97	17.03	29,374,076	29,257,800	0.12	0.40	36,049,056	34,961,404	1.09	3.11
LOW	7,620,514	8,117,551	-0.50	-6.12	111,522,080	111,194,503	0.33	0.29	119,142,594	119,312,054	-0.17	-0.14
GREEN TEA	000	000	0.00	N/A	000	000	0.00	N/A	1,767,817	1,687,978	0.08	4.73
T/B Adjustment	000	000	0.00	N/A	000	000	0.00	N/A	00	00	00	00
TOTAL	18,136,825	17,621,954	0.51	2.92	179,187,092	177,561,956	1.63	0.92	199,091,734	196,871,888	2.22	1.13

SRI LANKA TEA EXPORTS

DESCRIPTION	QUANTITY (kgs)	VALUE	APPROX AVG UNIT FOB VALUE PER KG.RS/CTS
SEPTEMBER 2025			
Tea In Bulk	10,036,859	14,739,131,273	1,468.50
Tea In Packets	10,569,015	17,046,405,159	1,612.87
Tea In Bags	2,413,239	6,749,058,455	2,796.68
Instant Tea	296,647	1,044,920,609	3,522.44
Green Tea	460,270	1,825,229,473	3,965.56
Total	23,776,030	41,404,744,969	1,741.45
SEPTEMBER 2024			
Tea In Bulk	8,376,528	12,656,061,098	1,510.90
Tea In Packets	8,735,945	14,715,293,979	1,684.45
Tea In Bags	2,037,517	5,731,159,118	2,812.82
Instant Tea	199,903	611,893,477	3,060.95
Green Tea	445,960	1,531,515,640	3,434.20
Total	19,795,853	35,245,923,312	1,780.47
JANUARY TO SEPTEMBER 2025			
Tea In Bulk	82,932,991	123,938,765,412	1,494.44
Tea In Packets	89,446,439	145,138,943,304	1,622.64
Tea In Bags	19,666,898	54,806,406,363	2,786.73
Instant Tea	2,540,704	9,263,530,474	3,646.05
Green Tea	3,739,730	14,807,984,336	3,959.64
Total	198,326,762	347,955,629,889	1,754.46
JANUARY TO SEPTEMBER 2024			
Tea In Bulk	84,163,043	128,032,273,938	1,521.24
Tea In Packets	74,113,205	124,277,074,962	1,676.85
Tea In Bags	18,639,875	51,353,852,568	2,755.05
Instant Tea	2,028,724	6,424,596,942	3,166.82
Green Tea	3,412,072	13,241,815,141	3,880.87
Total	182,356,919	323,329,613,551	1,773.06

Source : Sri Lanka Customs Statistical Dept.

MAJOR IMPORTERS OF SRI LANKA TEA

Page No 16

Country	Bulk Tea	Packeted Tea	Tea Bags	Instant Tea	Green Tea	Total 2025	Total 2024
IRAQ	1,914,410.00	27,674,446.37	460,545.15	004.80	22,742.30	30,072,148.62	24,160,804.99
RUSSIA	13,206,542.70	2,687,773.65	422,750.19		382,438.93	16,699,505.47	18,453,560.37
LIBYA		15,787,520.38	21,667.20	1,012.80	138,796.00	15,948,996.38	6,267,242.13
TURKIYE	7,221,396.25	7,919,789.00	104,805.72		14,591.20	15,260,582.17	13,408,727.84
U.A.E.	8,515,864.25	4,908,734.89	305,638.63	4,976.75	541,641.68	14,276,856.20	17,499,222.89
IRAN	6,757,603.75	2,293,402.00	2,014.15			9,053,019.90	8,156,359.29
CHILE	6,436,460.00	320,774.22	1,791,907.93	2,931.99	47,716.85	8,599,790.99	6,292,640.74
CHINA	6,733,278.90	1,037,490.93	125,201.51	1,784.41	28,572.89	7,926,328.64	8,842,570.98
AZERBAIJAN	6,275,761.00	448,711.57	3,998.06	019.20	10,390.90	6,738,880.73	7,719,661.23
SAUDI ARABIA	1,556,152.00	2,817,224.15	1,924,671.65	27,137.85	166,750.13	6,491,935.78	6,719,532.70
SYRIA	483,545.00	4,940,906.74	757,010.37	3,000.00	626.40	6,185,088.51	5,849,582.18
GERMANY	3,529,258.00	1,466,535.99	181,866.81	31,717.71	50,858.52	5,260,237.03	5,189,624.61
U.S.A.	1,409,562.20	1,686,552.07	842,103.86	261,969.30	587,078.49	4,787,265.92	4,792,545.63
JAPAN	3,455,411.09	172,162.98	622,914.69	14,563.33	11,078.24	4,276,130.33	3,698,504.98
JORDAN	108,704.00	2,327,002.43	1,759,469.10	1,750.00	14,827.37	4,211,752.90	3,586,168.32
TAIWAN	2,710,857.58	206,272.22	29,159.10	29,520.00	49,804.74	3,025,613.64	3,271,635.52
POLAND	1,010,268.30	585,759.13	1,162,105.63	4,990.00	173,348.62	2,936,471.68	3,044,264.58
HONG KONG	2,114,536.31	196,393.34	66,349.33		21,382.85	2,398,661.83	2,444,424.81
BELGIUM	27,035.00	2,159,626.41	100,066.87	011.25	14,793.64	2,301,533.17	1,956,225.21
IRELAND		7,226.88	16,179.35	1,968,960.00	1,656.58	1,994,022.81	1,569,989.24
KUWAIT	2,500.00	1,298,290.37	609,628.61	009.95	30,773.90	1,941,202.83	1,589,268.52
TUNISIA	1,722,350.00	168,600.00	3,060.00		720.00	1,894,730.00	328,925.00
AUSTRALIA	200,507.00	337,832.89	1,043,845.32	10,066.07	123,034.96	1,715,286.24	1,887,212.37
NETHERLANDS (HOLAND)	198,420.00	710,881.87	625,975.03	2,603.05	172,780.66	1,710,660.61	1,313,004.18
LEBANON	7,884.00	1,100,320.08	114,198.60	100.00	10,596.54	1,233,099.22	1,307,333.40

WORLD TEA PRODUCTION (M/KGS)

				TODATE			DIFFERENCE +/-	
	2023	2024	2025	2023	2024	2025	2023 vs 2024	2024 vs 2025
	Sep							
Sri Lanka	18.9	24.4	22.2	193.5	196.9	199.1	3.4	2.2

				TODATE			DIFFERENCE +/-	
	2023	2024	2025	2023	2024	2025	2023 vs 2024	2024 vs 2025
	Aug							
Bangladesh	14.5	13.8	13.6	54.7	49.5	49.5	-5.2	0
North India	164.5	166.2	154	668.6	607.4	658.2	-61.2	50.8
South India	19.3	18.3	16.1	153.8	141.4	153.4	-12.4	12

				TODATE			DIFFERENCE +/-	
	2023	2024	2025	2023	2024	2025	2023 vs 2024	2024 vs 2025
Jul								
Kenya	44.7	40.8	39	318.3	364.1	322.3	45.8	-41.8
Malawi	1.3	1.3	1.4	31.8	34.8	32.9	3	-1.9

DETAILS OF AWAITING SALE

SALE NO : 42

Scheduled for 28TH/29TH OCTOBER 2025

	LOTS	QUANTITY
ExEstate	748	718,624
High & Medium	1,458	608,415
Leafy	1,805	665,567
Semi Leafy	1,564	625,872
Tippy	1,752	798,503
Premium Flowery	432	58,442
OffGrades	2,030	1,067,634
Dust	502	441,734
Total	10,291	4,984,791
RePrint	1,113	517,694

04/11/2025

Buyers Prompt

06/11/2025

Sellers Prompt

This sale last year
Sale No. 42 | 22ND/23RD OCTOBER 2024

Lots :11,169
Re-print Lots :664
Quantity :5,753,109 kgs
Re-print Quantity :301,574 kgs

LOW GROWN CATALOGUES

Violations Excluded

09/10/2025

LEAFY
Closed

SEMI-LEAFY
Closed

TIPPY
Closed

OTHER MAIN SALE CATALOGUES

09/10/2025

HIGH & MEDIUM
Closed

PREMIUM FLOWERY
Closed

OFF GRADES
Closed

NO .OF PKGS
133,700

CTC
9,515 Pkgs - 510,132 kgs

ORDER OF SALE

Approx Selling time of
F&W Catalogues

28TH

OCTOBER 2025

Ex-Estate	LG Large Leaf//Semi Leafy/LG Small Leaf/BOP1A/ Premium	High & Medium/Off Grade /Dust		
JK	CTB	LC		
AS	BC	CTB		
FW	FW	EB	11.00am	Semi - Leafy Teas
EB	EB	JK	11.30am	Low Grown - Leafy Teas
BC	MB	AS	11.30am	Low Grown - Tippy Teas
LC	LC	MB	2.30pm	Main Sale - High & Medium
CTB	AS	FW	4.30pm	BOP1A
MB	JK	BC	5.00pm	Premium Flowery

29TH

OCTOBER 2025

9.30am	Ex-Estate
11.00am	Off Grade
1.30pm	Dust

BC - BPML Produce Marketing (Pvt) Ltd	FW - Forbes & Walker Tea Brokers (Pvt) Ltd
LC - Lanka Commodity Brokers Ltd	AS - Asia Siyaka Commodities PLC
EB - Eastern Brokers Ltd	JK - John Keells PLC
CTB - Ceylon Tea Brokers PLC	MB - Mercantile Produce Brokers (Pvt)Ltd

DETAILS OF AWAITING SALE

SALE NO : 43

Scheduled for 03RD/04TH NOVEMBER 2025

	LOTS	QUANTITY
ExEstate	718	679,517
High & Medium	1,503	625,320
Leafy	1,906	707,031
Semi Leafy	1,626	681,090
Tippy	1,852	868,445
Premium Flowery	357	46,971
OffGrades	2,462	1,284,424
Dust	511	448,394
Total	10,935	5,341,192
RePrint	1,067	508,162

10/11/2025

Buyers Prompt

11/11/2025

Sellers Prompt

This sale last year
Sale No. 43 | 29TH/30TH OCTOBER 2024

Lots	:11,608
Re-print Lots	:997
Quantity	:5,942,478 kgs
Re-print Quantity	:497,625 kgs

LOW GROWN CATALOGUES

Violations Excluded

16/10/2025

LEAFY
Closed

SEMI-LEAFY
Closed

TIPPY
Closed

OTHER MAIN SALE CATALOGUES

16/10/2025

HIGH &
MEDIUM
Closed

PREMIUM
FLOWERY
Closed

OFF
GRADES
Closed

NO .OF PKGS
144,243

CTC
9,145 Pkgs - 485,953 kgs

CATALOGUE CLOSURE DETAILS

03/04

NOVEMBER 2025

Sale No. 43

The Ex-Estate catalogue closed on 16th October 2025, excluding violations. The Main Sale catalogues too closed on 16th October 2025, excluding violations

11/12

NOVEMBER 2025

Sale No. 44

The Ex-Estate and Main Sale catalogues are scheduled to close on 24th October 2025.

18/19

NOVEMBER 2025

Sale No. 45

The Ex-Estate and Main Sale catalogues are scheduled to close on 30th October 2025.

TEA MARKETS AROUND THE WORLD

MOMBASA AUCTION

21ST AND 22ND OCTOBER 2025 (SALE NO.42)

Good general demand prevailed for the 136,594.00 packages (8,995,156.00 kilos) available in the market; 37.96% remained unsold.

MARKETS

Pakistan Packers lent strong support while Bazaar showed selective enquiry. Yemen and other Middle Eastern countries maintained interest with Afghanistan showing more activity. There was improved participation from Kazakhstan and other CIS states with Egyptian Packers active but at lower rates. UK were active with some enquiry from Russia. Sudan was absent while South Sudan and Local Packers lent some support. Somalia were active at the lower end of the market.

OFFERINGS

Orthodox Grades - 8,533 packages (333,933.00 kilos) - 72.07% unsold.

Leaf Grades - 68,840 packages (4,547,917.00 kilos) - 44.10% unsold.

Dust Grades - 45,621 packages (3,407,236.00 kilos) - 30.87% unsold.

Secondary Grades - 13,600 packages (706,070.00 kilos) - 9.26% unsold.

ORTHODOX GRADES (OUTCRY SYSTEM)

The Orthodox sale met less enquiry.

LEAF GRADES (M2 & M3)

BP1:

Best - More irregular enquiry ranging between USC30 dearer to easier by up to USC36.

Brighter - Appreciated by up to USC30.

Mediums - KTDA mediums varied between firm to USC10 above previous levels to easier by up to USC12. Plantation mediums were discounted by up to USC15.

Lower Medium - Lost up to USC10.

Plainer - Shed by up to USC13.

PF1:

Best - Were irregular and varied between USC4 dearer for few select lines to mostly easier by up to USC13.

Brighter - Discounted by up to USC18.

Mediums - KTDA mediums were firm to mostly dearer by up to USC13 to USC3 below last rates with plantation mediums easing by up to USC21.

Lower Medium - Mostly held value to USC14 above last levels but some lines lost up to USC10.

Plainer - Were easier by up to USC10 but better sorts gained by up to USC11.

CTC QUOTATIONS	BP1 - USC	PF1 - USC
Best	265 - 500	308 - 374
Good	230 - 338	300 - 344
Good Medium	230 - 282	230 - 316
Medium (KTDA)	166 - 248	200 - 257
Medium (Plantations)	155 - 190	195 - 229
Lower Medium	150 - 186	144 - 198
Plainer	090 - 134	082 - 140

DUST GRADES (M1)

PDUST:

Best - Were easier by up to USC24.

Brighter - Were irregularly discounted by up to USC24.

Mediums - KTDA mediums were irregular and varied between steady to USC10 dearer to easier by up to USC9 with plantation mediums discounted by up to USC13.

Lower Medium - Mostly easier by up to USC18.

Plainer - Shed up to USC5.

DUST1:

Best - Lost up to USC11.

Brighter - Irregularly easier by up to USC22.

Mediums - KTDA mediums met irregular interest and varied between USC36 dearer to easier by up to a similar margin. Plantation mediums shed up to USC10.

Lower Medium - Steady to USC8 above previous levels to easier by up to USC14.

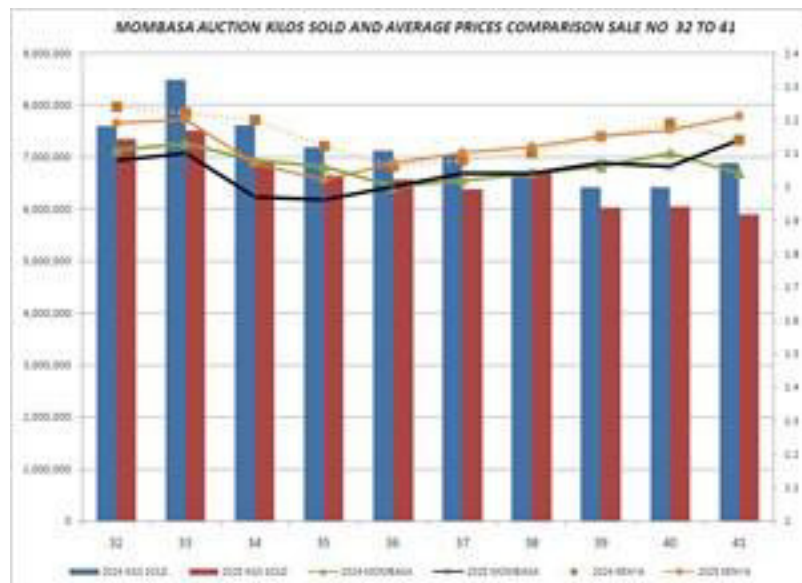
Plainer - Shed by up to USC7 but select teas gained USC4.

CTC QUOTATIONS	PDUST - USC	DUST1 - USC
Best	303 - 346	304 - 395
Good	300 - 340	296 - 329
Good Medium	250 - 327	287 - 326
Medium (KTDA)	170 - 277	175 - 305
Medium (Plantations)	185 - 206	160 - 189
Lower Medium	120 - 191	130 - 150
Plainer	083 - 129	086 - 123

SECONDARY GRADES (S1)

In the Secondary Catalogues, BPs held value while better sorted PFs tended dearer with others steady. Clean well sorted coloury Fannings eased with similar

SECONDARY QUOTATIONS (USC)	BP / BP2	PF / PF2	FNGSI / FNGS	DUST / DUST2	BMF
<i>Best / Good</i>	277 - 327	-	162 - 192	130 - 316	113
<i>Good Medium / Medium</i>	-	-	135 - 167	118 - 180	-
<i>Lower Medium</i>	160 - 204	121 - 180	107 - 146	090 - 132	106 - 116
<i>Plainer</i>	090 - 150	084 - 116	080 - 108	082 - 105	084 - 090



Courtesy - Africa Tea Brokers Limited.

BANGLADESH AUCTION

24TH OCTOBER 2025 (SALE NO.24)

CTC LEAF: 51,080 packages of tea on offer met with a stronger demand.

BROKENs: Well made good liquoring Broken s met with a stronger demand and prices appreciated further. Medium varieties met with more demand and were fully firm to slightly dearer. Likewise, plainer varieties also met with more demand and sold at around last levels. BLF teas met with a strong demand with only a little withdrawals.

FANNINGS: Well made good liquoring Fannings were again a strong market and sold at around last levels in line with quality. Medium and plainer varieties saw good demand and were mostly firm. BLF teas met with a strong demand with only a little withdrawals.

DUST: 11,212 packages of tea on offer met with a strong demand. Good liquoring Dusts sold well at around last levels. Mediums were fully firm to occasionally dearer by Tk.3/- to Tk.5/- closely following quality. Plain/BLF Dusts met with a slightly improved demand and saw less withdrawals.

COMMENTS: Blenders lent useful support for all varieties following good competition. Loose tea buyers were less active this week. Dusts were a dearer market.

Our Catalogue: (Sale 24) Avg : Tk 254.32, Sold 70.64% , (Sale 23) Avg : Tk 253.17, Sold 82.12%

QUOTATIONS	BROKENs	QUOTATIONS	FANNINGS
<i>Best</i>	2.14-2.19	<i>Best</i>	2.13-2.17
<i>Good</i>	2.09-2.13	<i>Good</i>	2.09-2.12
<i>Medium</i>	2.05-2.09	<i>Medium</i>	2.05-2.08
<i>Plain</i>	2.02-2.04	<i>Plain</i>	2.02-2.04
<i>BLF</i>	1.62-1.95	<i>BLF</i>	1.57-2.00

Courtesy - National Brokers Limited.

TEA MARKETS AROUND THE WORLD

COONOR AUCTION

18TH OCTOBER 2025 (SALE NO. 42)

CTC LEAF

DEMAND: - Good demand.

MARKET: - The total CTC leaf teas sold this week was G0.61% (1,088,328.46kgs) of the total offering of 1,201,138.80Kgs. Limited offer from the best category teas and prices were irregular and easier. Good category medium broken sold firm to dearer whilst the remainders were barely steady to easier. Better medium teas sold firm to occasionally dearer especially of fanning. Medium and plainer sorts sold dearer by Rs 2 to 4.

BUYING PATTERN: Major blenders were the mainstay of the market with around 55.43% of CTC leaf absorption. Regional packers C up-country buyers were selective on the best and good category teas. Up country, CIS, Russia and the middle east buyers were active on the medium C plainer teas.

ORTHODOX LEAF

DEMAND: - Good demand.

MARKET: - Whole leaf grades in both the categories in the high C medium grown sold dearer by Rs 3 to 4, whilst the broken grades sold dearer by Rs 3 to 5 on high grown and firm to dearer on the others. Fanning sold easier on the high grown category and barely steady on the others.

BUYING PATTERN: - Internal were selective with CIS C middle east buyers continuing to be active. Up country buyers lent useful support.

CTC DUST

DEMAND: - Good demand.

MARKET: - CTC dust offer this week was at 41G265.86Kgs of which 327,121.53kgs were sold (78.02%). Best teas continue to sell at irregular levels in line with quality. Good C better medium teas sold at barely steady levels, whilst the Medium C plainer sorts met at irregular levels around last. However, the browner sorts continue to face withdrawals.

BUYING PATTERN: - Major blenders continued to be selective. Regional packers and the up-country buyers were active on good and better medium teas. Exporters were very fairly active compared to the previous week.

ORTHODOX DUST

DEMAND: - Good demand.

MARKET: - High grown primary sold at irregular and easier prices following competition. Secondaries in this segment sold firm to dearer. The other primary and secondary teas sold irregularly around last.

BUYING PATTERN: - Internal C regional packers were active. Exporters were fairly active on the secondary dust.

Courtesy - J.Thomas & Co. Pvt. Ltd.

TEA MARKETS AROUND THE WORLD

COCHIN AUCTION

21ST OCTOBER 2025 (SALE NO. 43)

QUANTITY	2025 kgs	2024 kgs
ORX DUST	15586	7930
CTC DUST	700557	728642
TOTAL	716143	736572

COCHIN DUST

DEMAND: Good enquiry.

MARKET: Popular marks and good liquoring sorts sold firm to dearer by Rs .1/- to 2/- and at times more as the sale progressed. Below Medium and plainers were irregular around last following quality and witnessed few withdrawals especially brown, fibrous kinds.

BUYERS: AVT operated on liquoring sorts with fair support from Devgiri on SRD grade. HUL operated on Medium and plainer varieties. TCPL, local bazaar and Regional Blenders selective. Indcoserve limited. Some Export demand at lower levels witnessed. KSCSC was non-operative.

Courtesy - J.T. COCHIN

SILIGURI AUCTION

22nd OCTOBER 2025

	2025-2026	2024-2025	DIFFERENCE
CTC	61,621	139,676	-78,055
DARJEELING	-	-	-
GREEN	-	-	-
DUST	5,709	15,596	-9,887
TOTAL	67,330	155,272	-87,942

CTC LEAF MARKET REPORT

STAC OFFERINGS IN PACKAGES (SALE NO 43)

DEMAND / MARKET DETAILS: Market opened to good demand. Limited quantity of garden teas are firm around last. Medium and Plainer sorts are following a similar trend.

BUYING PATTERN:

Internal/ Local Packeteers: Mainstay

TCPL/HUL: Operating

WI : Operating

Courtesy - J. THOMAS & CO. PVT. LTD, SILIGURI

22ND OCTOBER 2025 (SALE NO. 43)

Courtesy - TEA BROKERS CENTRAL AFRICA LIMITED

Courtesy - ASSOCIATED BROKERS PVT. LTD.

The above market report details were not available at the time of printing this publication.